



Parents' Guide to Show My Homework:

Show My Homework is part of the Satchel:one group of online learning tools. It is a simple online homework calendar your child can use to keep up to date and on top of all their homework. It gives you all of the information and tools to get involved and support your child with their homework. It can be accessed online and through the Satchel:one app on iOS or Android.

Logging in for the first time on the web:

1. Visit the [Satchel:one login page](https://www.satchelone.com/login?subdomain=cirencesterkingshill&userType=parent).
(<https://www.satchelone.com/login?subdomain=cirencesterkingshill&userType=parent>)
2. Click "I don't have an account yet"

satchel:one
Together through education

Login [Forgot password?](#)

Staff **Parent** Student


I already have an account

I don't have an account yet

Cirencester Kingshill School

Enter email address

Enter parent code (supplied by school)

I'm not a robot 
reCAPTCHA
Privacy - Terms

Sign up

Need help logging in?

▶ [Logging in as a parent](#)

Sign up
To create an account, select 'I don't have an account yet'. You will need a [parent code](#).

Forgot password?
Reset your password using your school email address.

Email not recognized?
Correct any typos or try a different email address. We are not able to share any login details for security reasons.

SHOW MY HOMEWORK

3. Enter your own email address and the code supplied by the school In the relevant boxes (the code is case sensitive)
4. Tick the "I'm not a robot" box then click the "Submit" button.

5. You'll then be asked for some contact details, select your title from the "Title" dropdown. Please fill in all fields
6. In the "Password" field, enter in a secure memorable password and enter it again in the "Confirm your password" field.
7. When done, click the "Save" button.

Logging in for the first time on the app:

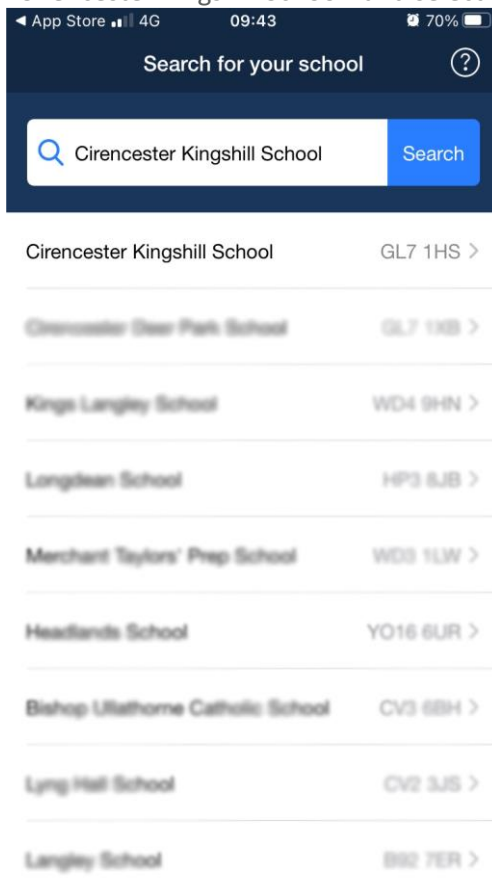
1. Download the app for iOS or Android here:
(please note it is called Satchel One on each of these stores)



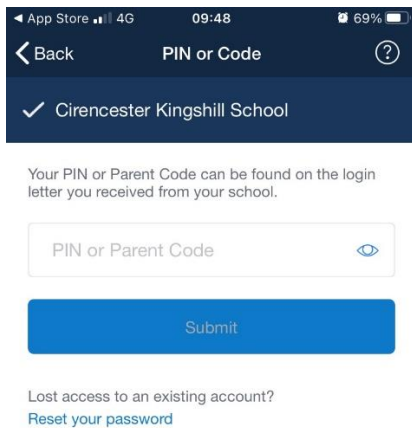
(<https://apps.apple.com/gb/app/id908071717>)

(https://play.google.com/store/apps/details?id=uk.co.smhw.android&hl=en_GB)

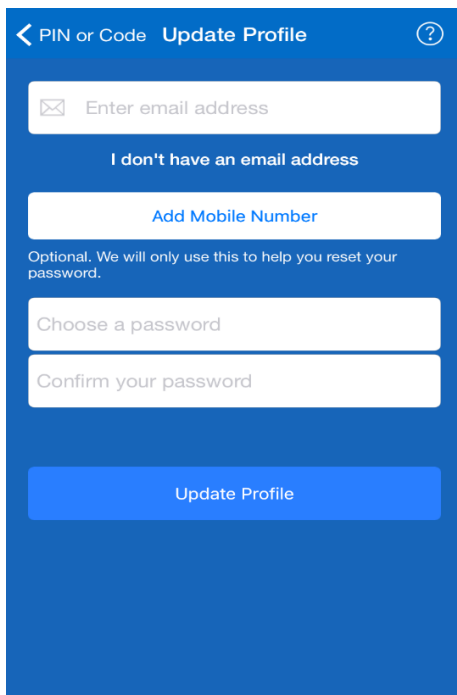
2. Once downloaded, open the app and in the "School name or postcode" field, enter "Cirencester Kingshill School" and select.



3. Click the "Log in with PIN or Parent Code" button. In the "PIN or Parent Code" field, enter your PIN as specified in the school letter and click "Submit". The PIN is case sensitive.



4. In the "Enter email address" field, enter your email address.
5. If you'd also like to add your mobile number, click the "Add Mobile Number" button and enter your mobile number.
6. In the "Choose a password" field, enter in a secure memorable password and enter it again in the "Confirm your password" field. When done, click the "Update Profile" button.



Once you've setup your account, you will no longer need to use the PIN. You can sign in using your email address and password. You are now able to access your account and view all of the homework set for your child. "View Calendar" is a very useful view, as it shows all of the homework currently set. If you want to look back or forward you can do so by changing the dates.

Why should I use Show My Homework?

Show My Homework allows you to keep up to date with your child's homework. It also allows the teachers to add attachments such as work sheets and help resources so you have everything you need at your fingertips!

What if I lose my login details?

You can request a new password to be sent to your email address. Or contact ITT@cirencesterkingshill.gloucs.sch.uk

You can also access a full school homework calendar without logging in [here](https://cirencesterkingshill.satchelone.com/school/homeworks/calendar?all=true).
(<https://cirencesterkingshill.satchelone.com/school/homeworks/calendar?all=true>)

If you have any questions or queries:

Consult the parent help services at Satchel:one: <https://help.showmyhomework.co.uk/Parents>